





We proudly support the American workforce, with the majority of our whole house systems and components **made and assembled in the USA!**

# Water Softener & Backwash Filter Components






## In & Out Filter Components



## Softener & Backwash Filter Components







## Bottom Screens

Part Number SKU#	Description	Image
FM-1316-6WDF	Fine Mesh 6 Segment 13/16" Bottom Screen for Water Filter & Softener Riser Tubes	
FM-105-11WDF	Fine Mesh 11 Segment 1.05" Bottom Screen for Water Filter & Softener Riser Tubes	
FM-105-AQT-04	Bottom Basket 1.05 Inch Solvent Weld for Softeners and Filters	
LD-BPR10	Light Duty 13/16 Bottom Screen	




## Top Screens



Part Number SKU#	Description	Image
LD-TPR73	Top Screen 1.05" Light Duty Twist Lock	
LD-TPR56	Top Screen 13/16" Light Duty Twist Lock	
HD-TPR28	Top Screen Upper Basket 1.05" Riser Tube Fine Mesh Heavy Duty Twist Lock for Water Filters & Softeners	
TS-H13	Top Screen 1.05" for Hot Water	
TS-AI031	Top Screen 1.05" AIO Air Blocker Twist Lock	

## Filter Valve Heads


Part Number SKU#	Description	Image
IOPLL-BP-GHT	IN & OUT Water Filter Head with Standard 2.5" Tank Thread and Garden Hose Thread Male x Female Ports	
1191-D1400-03	CK In and Out Filter Head for 2.5" Tanks 1.32" Distributor Pipes	
1191-D1400	In and Out Filter Head for 2.5" Tanks 1.05 Distributor Pipes	
IOPLL-340	IN & OUT Water Filter Head with Standard 2.5" Tank Thread and 3/4" MNPT Ports	
IOPLL-1000	IN & OUT Water Filter Head with Standard 2.5" Tank Thread and 1" MNPT Ports	
D1226	990S 1" FNPT Inlet Outlet Head for 1.050" Distributor (D1226)	
D7171	890S 3/4" FNPT Inlet Outlet Head for 13/16" Distributor (D7171)	


## Riser Tubes

Part Number SKU#	Description	Image
DRT72105	Distributor Riser Tube w/ Heavy Bottom Screen - 1.05-inch x 72-inch	
DRT1316	Distributor Riser Tube w/ Fine Mesh Basket - 13/16"-inch x 72-inch	
105RT-HKN	1.05" Riser Tube Distributor Assembly with Top and Bottom Screens for Water Softener & Filter Applications	
1316RT-LDN	13/16" Riser Tube Distributor Assembly with Top and Bottom Screens for Water Softener & Filter Applications	

<p><b>DRT72-32MM</b></p>	<p>Riser Tube w/ High Flow Distributor Assembly 32 mm x 72-inch</p>	
<p><b>32MMRT-HKN</b></p>	<p>32mm Riser Tube Distributor Assembly with Top and Bottom Screens for Water Softener &amp; Filter Applications</p>	

## Fleck Service & Repair Parts

Part Number SKU#	Description	Image
<p><b>18706</b></p>	<p>Yoke 1 Inch MPT Plastic for Fleck Valves</p>	
<p><b>18706-02</b></p>	<p>Yoke 3/4 Inch MPT Plastic for Fleck Valves</p>	
<p><b>FK-SSHS-18-10</b></p>	<p>5810 &amp; 5812 Stainless Steel Flex Line Pair (Two) 18 Inches Long x 1" FIP</p>	
<p><b>FK-SSHS-24-10</b></p>	<p>5810 &amp; 5812 Stainless Steel Flex Line Pair (Two) 24 Inches Long x 1" FIP</p>	
<p><b>FK-SSHS-24-11</b></p>	<p>5810/5812 Stainless Steel Flex Hose Interconnect - 24 Inches</p>	
<p><b>61991-06</b></p>	<p>5810 &amp; 5812 Brass Connector Assembly Set 1" - 1-1/4" Sweat</p>	
<p><b>61991-01</b></p>	<p>1" MPT Plastic Connector Kit, 2 pcs for 5810 &amp; 5812 Softener &amp; Backwash Control Valves</p>	

<p><b>60900-70</b></p>	<p>Fleck Brine Kit - 3/8" for 5810 &amp; 5812 Softener Valves</p>	
<p><b>43644</b></p>	<p>Fleck High Flow Plastic Bypass for 5810 &amp; 5812 Softener &amp; Backwash Control Valves</p>	
<p><b>60049</b></p>	<p>Fleck Plastic Bypass Valve for 5600 5800 &amp; 9100 Softener/Filter Controllers, Less Yoke.</p>	

## Funnels & Riser Caps

Part Number SKU#	Description	Image
<p><b>C105</b></p>	<p>Riser Tube Cap - Typical for 1.05 Inch OD Softener / Filter Riser Tubes</p>	
<p><b>C132</b></p>	<p>Riser Tube Cap - 1 Inch - Typical for 1.32 Inch OD 32 mm OD Softener / Filter Riser Tubes</p>	
<p><b>PMF</b></p>	<p>Plastic Media Funnel - 2.5" x 9.75" - For Loading Water Softener Resin &amp; Other Filtration Media</p>	
<p><b>DHF-001</b></p>	<p>Dome Hole Funnel for Water Treatment Systems</p>	


## Mineral Tanks

Part Number SKU#	Description	Image
MTBU0835	WECO Mineral Tank for Water Softener / Filter Applications 8" Diameter x 35" Height with 2.5" Standard Top Port	
MTBU0948	WECO Mineral Tank for Water Softener / Filter Applications 9" Diameter x 48" Height with 2.5" Standard Top Port	
MTBU1054	WECO Mineral Tank for Water Softener / Filter Applications 10" Diameter x 54" Height with 2.5" Standard Top Port	
MTBU1248	WECO Mineral Tank for Water Softener / Filter Applications 12" Diameter x 48" Height with 2.5" Standard Top Port	
MTBU1252	WECO Mineral Tank for Water Softener / Filter Applications 12" Diameter x 52" Height with 2.5" Standard Top Port	
MTBU1265	WECO Mineral Tank for Water Softener / Filter Applications 12" Diameter x 65" Height with 2.5" Standard Top Port	
MTBU1465	WECO Mineral Tank for Water Softener / Filter Applications 14" Diameter x 65" Height with 2.5" Standard Top Port	
MTBU1665	WECO Mineral Tank for Water Softener / Filter Applications 12" Diameter x 48" Height with 2.5" Standard Top Port	
MTBU0844	WECO Mineral Tank for Water Softener / Filter Applications 8" Diameter x 44" Height with 2.5" Standard Top Port	

<b>MTBU1017</b>	WECO Mineral Tank for Water Softener / Filter Applications 0" Diameter x 17" Height with 2.5" Standard Top Port	
<b>MTBU0618</b>	WECO Mineral Tank for Water Softener / Filter Applications 6" Diameter x 18" Height with 2.5" Standard Top Port	
<b>MTBU0917</b>	WECO Mineral Tank for Water Softener / Filter Applications 9" Diameter x 17" Height with 2.5" Standard Top Port	
<b>MTBU1035</b>	WECO Mineral Tank for Water Softener / Filter Applications 10" Diameter x 35" Height with 2.5" Standard Top Port	
<b>MTBU0735</b>	WECO Mineral Tank for Water Softener / Filter Applications 7" Diameter x 35" Height with 2.5" Standard Top Port	
<b>MTBU0935</b>	WECO Mineral Tank for Water Softener / Filter Applications 9" Diameter x 35" Height with 2.5" Standard Top Port	
<b>MTBK0835</b>	WECO Mineral Tank for Water Softener / Filter Applications 8" Diameter x 35" Height with 2.5" Standard Top Port	
<b>MTBK0844</b>	WECO Mineral Tank for Water Softener / Filter Applications 8" Diameter x 44" Height with 2.5" Standard Top Port	
<b>MTBK0917</b>	WECO Mineral Tank for Water Softener / Filter Applications 9" Diameter x 17" Height with 2.5" Standard Top Port	









<b>MTBK0948</b>	WECO Mineral Tank for Water Softener / Filter Applications 9" Diameter x 48" Height with 2.5" Standard Top Port	
<b>MTBK1017</b>	WECO Mineral Tank for Water Softener / Filter Applications 10" Diameter x 17" Height with 2.5" Standard Top Port	
<b>MTBK1035</b>	WECO Mineral Tank for Water Softener / Filter Applications 10" Diameter x 35" Height with 2.5" Standard Top Port	
<b>MTBK1248</b>	WECO Mineral Tank for Water Softener / Filter Applications 12" Diameter x 48" Height with 2.5" Standard Top Port	
<b>MTBK1252</b>	WECO Mineral Tank for Water Softener / Filter Applications 12" Diameter x 52" Height with 2.5" Standard Top Port	
<b>MTBK1265</b>	WECO Mineral Tank for Water Softener / Filter Applications 12" Diameter x 65" Height with 2.5" Standard Top Port	
<b>MTBK1465</b>	WECO Mineral Tank for Water Softener / Filter Applications 14" Diameter x 65" Height with 2.5" Standard Top Port	
<b>MTBK1665</b>	WECO Mineral Tank for Water Softener / Filter Applications 16" Diameter x 65" Height with 2.5" Standard Top Port	
<b>MTBK0735</b>	WECO Mineral Tank for Water Softener / Filter Applications 7" Diameter x 35" Height with 2.5" Standard Top Port	

<b>MTBK0618</b>	WECO Mineral Tank for Water Softener / Filter Applications 6" Diameter x 18" Height with 2.5" Standard Top Port	
<b>MTBK1054</b>	WECO Mineral Tank for Water Softener / Filter Applications 10" Diameter x 54" Height with 2.5" Standard Top Port	
<b>MTNDH1354</b>	WECO Mineral Tank Natural Color with Dome Hole for Water Softener / Filter Applications 13" Diameter x 54" Height with 2.5" Standard Top Port	
<b>MTNDH1054</b>	WECO Mineral Tank Natural Color with Dome Hole for Water Softener / Filter Applications 10" Diameter x 54" Height with 2.5" Standard Top Port	

## Clack & WXI5 Service & Repair Components

Part Number SKU#	Description	Image
<b>V3007-05</b>	CK 1.25 Inch Plastic Male NPT Assembly V3007-05	
<b>V3007-18</b>	CK 3/4 Inch Plastic Male NPT Assembly V3007-18	
<b>V3007-04</b>	CK 1 Inch Plastic Male NPT Assembly V3007-04	
<b>V3007-15</b>	CK WS1 V3007-15 John Guest 3/4" Quick Connect Elbow Assembly	
<b>V3007-01</b>	CK WS1 PVC Solvent Elbow for 3/4" & 1" Pipes V3007-01	

<p><b>CK-IOADP-38PT</b></p>	<p>CK WS1 PVC 3/8 Inch Quick Connect Adapter Set</p>	
<p><b>CK-V3007-GHT</b></p>	<p>CK Elbow Assembly with Garden Hose Thread Male &amp; Female Couplings</p>	
<p><b>CK-V3007-1.5MPT</b></p>	<p>CK WS1 Fitting for 1.5 Inch Male NPT Assembly</p>	
<p><b>CK-V3006</b></p>	<p>Bypass Valve Assembly V3006</p>	
<p><b>ECV-I5</b></p>	<p>WXI5 Softener / Filter Control Valve Weather Cover</p>	
<p><b>CK-V3193-02</b></p>	<p>CK WS Service Spanner Wrench</p>	
<p><b>V3022</b></p>	<p>CK WS1 Stack Puller Tool for Control Valve Service</p>	
<p><b>CK-SSHS-24-10</b></p>	<p>CK WS1/1.25 QC Stainless Steel Flex Line Pair (Two) 24Inches Long X 1" FIP</p>	
<p><b>WX-1FIPX1FIP-18</b></p>	<p>1-Inch FNPT x 1-Inch FNPT 18-Inch Long Stainless Steel Flexible Connector Pair</p>	

<p><b>WX-1FIPX1FIP-24</b></p>	<p>1-Inch FNPT x 1-Inch FNPT 24-Inch Long Stainless Steel Flexible Connector Pair</p>	
<p><b>WX-CKX1FIP</b></p>	<p>1-Inch FNPT x ClackQC 24-Inch Long Stainless Steel Flexible Connector Pair (2 Hoses)</p>	
<p><b>CK-10FLFC-KT</b></p>	<p>CK WS1 Water Softener / Filter Control Valve Drain Line Flow Control Kit</p>	
<p><b>V3007-09LF</b></p>	<p>CK WS1 V3007-09LF Fitting for 1.25" and 1.5" Brass Sweat Assembly LF</p>	
<p><b>V3007-03LF</b></p>	<p>CK WS1 V3007-03LF Fitting for 3/4 Inch Brass Sweat Assembly LF</p>	
<p><b>V3007-02LF</b></p>	<p>CK WS1 V3007-02LF Fitting for 1 Inch Brass Sweat Assembly LF</p>	

## Filter Media

Part Number SKU#	Description	Image
SOFT-RESIN-04	Standard Water Softener Resin, 1 Cubic Foot (~50 lb)	
ECOMIX-C-088CF	ECOMIX® C Specialty Softener Media ~44 Pound 0.88 CF Bag for Hardness, Iron, Manganese, Tannins & Ammonium Reduction	
WX-MB11-1CUFT	Mixed Bed Deionizing (DI) Resin 1 cu.ft Bag - 44 lbs - Spot Free Rinse Resin	
GRAV-F-50	Bag of 1/4 X 1/8 Gravel Under Bedding for Water Softeners & Whole House Filters- 50 Lbs	
KL-1CUFT	Katalox Light® Advanced Filtration Media for Iron, Manganese and Hydrogen Sulfide Removal	
CS1240AW	CS1240AW COCO SHELL 12X40MESH Acid Washed Carbon for Chlorine Removal - 1 CU.FT	
CS1240-CAT	CS1240-CAT COCO SHELL 12X40MESH Catalytic Carbon for Chlorine & Chloramine Removal - 1 CU.FT	
BCH-1CUFT	Bone Char for Water Purification 1 cu.ft Bag of 12x50 Mesh ~40 Lbs	
KDF-85	KDF-85 Media Pail: Iron and Hydrogen Sulfide Reduction - 1/3 cu.ft (Approximately 57 lbs)	
CRSX1-0.66CUFT	WECO Corosex - Magnesium Oxide to Neutralize Water - 0.66 cu.ft per bag - 55 Lbs.	

## Brine Tanks and Components

ITEM #	BRINE TANK (BLOW MOLDED)	≈GAL	≈SALT #'S
BT1016SF38	10"x16" with 3/8" Safety Float	5	40
BT1016SF38-HW	10"x16" with 3/8" <b>HOLOWATER</b> Safety Float	5	40
BT1138SF38	11"x11"x38" with 3/8" Safety Float	19	150
BT1138SF38-HW	11"x11"x38" with 3/8" <b>HOLOWATER</b> Safety Float	19	150
BT151736SF38	15"x17"x36" with 3/8" Safety Float	27	250
BT151736SF38P	15"x17"x36" <b>PLATINUM</b> with 3/8" Safety Float	27	250
BT151736SF38-B	15"x17"x36" <b>BLUE</b> with 3/8" Safety Float	27	250
BT1517SF38-HW	15"x17" with 3/8" <b>HOLOWATER</b> Safety Float	27	250
BT1633SF38	16"x33" with 3/8" Safety Float	26	250
BT1640SF38	16"x 40" with 3/8" Safety Float	34	325
BT1826SF38	18"x26" with 3/8" Safety Float	28	250
BT1826SF38-HW	18"x26" with 3/8" <b>HOLOWATER</b> Safety Float	28	250
BT1833SF38	18"x33" with 3/8" Safety Float	36	350
BT1833SF38-HW	18"x33" with 3/8" <b>HOLOWATER</b> Safety Float	36	350
BT1840SF38	18"x40" with 3/8" Safety Float	43	450
BT1840SF12	18"x40" with 1/2" Safety Float	43	450
BT1840SF12-100	18"x40" with 1/2" to 1" Safety Float	43	450
BT1840SF38	18"x40" with 3/8" <b>HOLOWATER</b> Safety Float	43	450
BT2441SF38	24"x41" with 3/8" Safety Float	80	700
BT2441SF38-HW	24"x41" with 3/8" <b>HOLOWATER</b> Safety Float	80	700
BT2441SF12	24"x41" with 1/2" Safety Float	80	700
BT2441SF12-100	24"x41" with 1/2" to 1" Safety Float	80	700
BT2450SF38	24"x50" with 3/8" Safety Float	100	900
BT2450SF12	24"x50" with 1/2" Safety Float	100	900
BT2450SF12-100	24"x50" with 1/2" to 1" Safety Float	100	900
BT3050SF12	30"x50" with 1/2" Safety Float	150	1400
BT3050SF12-100	30"x50" with 1/2" to 1" Safety Float	150	1400

## NOTES

+

Brine Tanks are BLACK Unless Otherwise Specified.

+

Blow Molded Brine Tanks are a Popular Budget Choice

+

“Heavy Duty” Brine Tanks are Rotationally Molding

+

Many Brine Tanks Available undrilled and without Internals

+

1/2" Float Rated Up to 2 GPM

+

3/8" Float Rated Up to 1.5 GPM

+

1/2" to 1" Float Rated Up to 10 GPM Refill/20 GPM Draw

+

Special Order **BLUE**, **ALMOND** and **PLATINUM** Color Available on Some Brine tanks.





Changing the Course of Water *Purification* 

# Water Softener & Backwash Filter Components

Water Engineering Corporation  
Signal Hill, CA U.S.A  
1 (888) 675-5187  
sales@wecofilters.com



[wecofilters.com](https://wecofilters.com)