



- Multiple housing sizes to accept 4 7/8", 9 7/8" and 20" length cartridges
- 1/4", 3/8" and 1/2" female NPT ports standard
- Opaque housings are NSF Listed\*

#### **HYDRONIX HF2 SERIES SLIM FLAT CAP FILTER HOUSINGS**

Are NSF/ANSI Standard 42 certified for material and structural integrity requirements only.

#### **HYDRONIX HF2 SERIES SLIM FLAT CAP FILTER HOUSINGS**

Are available in a variety of colors and are made to house 2.5" diameter cartridges. Most 9 7/8", 10", and 20" cartridges fit easily and caps are available in 1/4", 3/8" and 1/2" female NPT ports.

#### **HYDRONIX HF2 SERIES SLIM FLAT CAP FILTER HOUSINGS**

Are ideal for typical applications as pre and post-filtration for RO systems, under sink filters, counter top systems, ice machines, food service and other applications.



## HF2 SERIES Slim Flat Cap Filter Housings

### Materials of Construction

Opaque Housing:	Polypropylene
Clear Housing:	San
Cap:	Polypropylene
O-Ring:	Buna-N

### Temperature Rating

Maximum Temperature:	125°F (51.7°C)
Maximum Pressure:	75 PSI (5.17 bar)

### Applications

- Reverse Osmosis
- Residential Plumbing
- Photography
- Beverage
- Ice maker
- Misting Units

#### SERIE HF2 - SPECIFICACIONES

Número de Parte	Descripción
HF2-5WHWH14	5" White Body, White Flat Cap 1/4"
HF2-5WHWH38	5" White Body, White Flat Cap 3/8"
HF2-5WHWH12	5" White Body, White Flat Cap 1/2"
HF2-5CLWH14	5" Clear Body, White Flat Cap 1/4"
HF2-5CLWH38	5" Clear Body, White Flat Cap 3/8"
HF2-5CLWH12	5" Clear Body, White Flat Cap 1/2"
HF2-10WHWH14	NSF listed 10" White Body, White Flat Cap 1/4"
HF2-10BLBK14	NSF listed 10" Blue Body, Black Flat Cap 1/4"
HF2-10CLWH14	10" Clear Body, White Flat Cap 1/4"
HF2-10CLBK14	10" Clear Body, Black Flat Cap 1/4"
HF2-10WHWH38	NSF listed 10" White Body, White Flat Cap 3/8"
HF2-10BLBK38	NSF listed 10" Blue Body, Black Flat Cap 3/8"
HF2-10CLWH38	10" Clear Body, White Flat Cap 3/8"
HF2-10CLBK38	10" Clear Body, Black Flat Cap 3/8"
HF2-10WHWH12	10" White Body, White Flat Cap 1/2"
HF2-10BLBK12	10" Blue Body, Black Flat Cap 1/2"
HF2-10CLWH12	10" Clear Body, White Flat Cap 1/2"
HF2-10CLBK12	10" Clear Body, Black Flat Cap 1/2"
HF2/3 ORING	O-Ring for HF2, 3 Filter Housing

\* 10" opaque housings NSF listed.

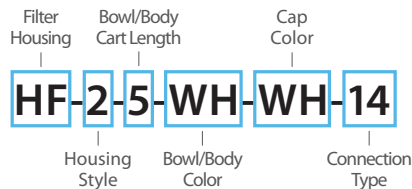
Tested and certified by NSF International to ANSI/NSF Standard 42 for material requirements only.



### HYDRONIX WATER TECHNOLOGY

P.O. Box 927, Chino Hills, CA 91709 USA  
sales@hydronixwater.com • www.HydronixWater.com

### Model # Guide



#### LEGENDA

<b>Housing Style:</b> 2 = Slim Flat Cap	<b>Cap Color:</b> WH - White BK - Black
<b>Bowl/Body Cart Length:</b> 5 = 5" 10 = 10"	<b>Connection Type:</b> 14 = 1/4" 38 = 3/8" 12 = 1/2"
<b>Bowl/Body Color:</b> WH - White CL - Clear BL - Blue	

### Installation Guidelines

**WARNING: READ THESE INSTRUCTIONS BEFORE CHANGING OR INSTALLING. FOLLOW THESE INSTRUCTIONS TO REDUCE RISK OF DANGER.**

**Caution:** filter housing must be protected against freezing and extreme temperatures. Filter housings should not be in direct contact with sunlight for a prolonged period of time since uv rays can make housings brittle. Pressure should always be measured before installation and water pressure regulators should be installed in the main line or in front of the housing if water pressure exceeds manufacturers' maximum water pressure: 75 psi. Installers should make sure filters and replacement filters are the correct length and are not too long so as to not cause undo strain and stress on the housing. A leak detector must be installed on all installations where high pressure, water hammer and pressure spikes are known or suspected to be present and on all installations where pressure is over 60 psi. Failure to the above may result in cracking of the filter housing, water leakage and water damage.

**Caution:** all filtration systems contain other parts that have a limited service life. Exhaustion of the service life of those parts often cannot be easily detected. Commonly, it is only after leakage has been observed or water damage has occurred that one is made aware that the service life has been exhausted.

**Important notice:** to prevent costly repairs or possible water damage we strongly recommend that the bowl or sump of all plastic housings be replaced periodically: every 5 years for clear sumps, and every 4 years for opaque sumps. If your sump has been in use for more than the recommended period, it should be replaced immediately. Be sure to date any new or replacement sump for future reference and indicate the next recommended replacement date.

**Warranty:** limited three (3) year warranty from the date of sale for material defects only. Warranty is limited to repair or replacement of product only. Any misuse, misinstallation, lack of maintenance, exceeding maximum pressure or failure to follow these instructions will void limited warranty.

**DISCLAIMER OF WARRANTIES.** Except as expressly warranted in writing by hydronix water technology, the goods sold by hydronix water technology are purchased by the buyer "as is." Hydronix water technology does not warrant that the goods are of merchantable quality or that they can be used for any particular purpose. Except as expressly warranted in writing by hydronix water technology, hydronix water technology makes no representation or warranty of any kind with respect to the products.

**LIMITATION OF LIABILITY.** In no event shall hydronix water technology be liable to the purchaser or any other entity for more than the invoice price received by hydronix water technology for any non-conforming products. Hydronix water technology shall not be liable to the purchaser or any other entity for personal injury, property damage, or any direct, indirect, special, incidental, consequential, punitive, exemplary, or other damages of any kind, including without limitation the cost of procurement of substitute goods, the loss of profits, products, or production, or the interruption of business, however caused and on any theory of liability, and whether or not hydronix water technology has been advised of the possibility of such damages. The essential purpose of this provision is to limit the liability of hydronix water technology arising out of the sale of products to the purchaser whether for breach of contract, negligence, or otherwise. These limitations shall apply notwithstanding any failure of essential purpose of any limited remedy and notwithstanding the provisions of any other agreement between hydronix water technology and the purchaser.

Distributed by:



- Manufactured of reinforced Polypropylene
- Multiple housing colors and port sizes

#### **HYDRONIX HF3 SERIES SLIM RIB CAP FILTER HOUSINGS**

Are available in a variety of colors and are made to house 2.5" diameter cartridges. Most 9 7/8" and 10" cartridges fit easily and caps are available in 1/4", 3/8", 1/2" and 3/4" female NPT ports.

#### **HYDRONIX HF3 SERIES SLIM RIB CAP FILTER HOUSINGS**

Are ideal for typical applications as pre and post-filtration for RO systems, under sink filters, countertop systems, ice machines, food service and other applications.

#### **HYDRONIX HF3 SERIES SLIM RIB CAP FILTER HOUSINGS**

Have pressure relief (PR) buttons available for 1/2" and 1/4" port housings.



# HF3 SERIES

## Slim Rib Cap Filter Housings

### Materials of Construction

Opaque Housing:	Polypropylene
Clear Housing:	San
Cap:	Polypropylene
O-Ring:	EPDM
Maximum Temperature:	125°F (51.7°C)
Maximum Pressure:	75 PSI (5.17 bar)

### Applications

- Reverse Osmosis
- Residential Plumbing
- Photography
- Beverage
- Ice Maker
- Misting Units

#### HF3 SERIES SPECIFICATIONS

Part Number	Description
HF3-5WHWH14	5" White Body, White Rib Cap 1/4"
HF3-5WHWH38	5" White Body, White Rib Cap 3/8"
HF3-5WHWH12	5" White Body, White Rib Cap 1/2"
HF3-5CLWH14	5" Clear Body, White Rib Cap 1/4"
HF3-5CLWH38	5" Clear Body, White Rib Cap 3/8"
HF3-5CLWH12	5" Clear Body, White Rib Cap 1/2"
HF3-10WHWH14	10" White Body, White Rib Cap 1/4"
HF3-10BLBK14	10" Blue Body, Black Rib Cap 1/4"
HF3-10CLWH14	10" Clear Body, White Rib Cap 1/4"
HF3-10CLBK14	10" Clear Body, Black Rib Cap 1/4"
HF3-10WHWH38	10" White Body, White Rib Cap 3/8"
HF3-10BLBK38	10" Blue Body, Black Rib Cap 3/8"
HF3-10CLWH38	10" Clear Body, White Rib Cap 3/8"
HF3-10CLBK38	10" Clear Body, Black Rib Cap 3/8"
HF3-10WHWH12	10" White Body, White Rib Cap 1/2"
HF3-10WHWH12PR	10" White Body, White Rib Cap 1/2", PR
HF3-10BLBK12	10" Blue Body, Black Rib Cap 1/2"
HF3-10CLWH12	10" Clear Body, White Rib Cap 1/2"
HF3-10CLWH12PR	10" Clear Body, White Rib Cap 1/2", PR
HF3-10CLBK12	10" Clear Body, Black Rib Cap 1/2"
HF3-10CLBK12PR	10" Clear Body, Black Rib Cap 1/2", PR
HF3-10WHWH34	10" White Body, White Rib Cap 3/4"
HF3-10WHWH34PR	10" White Body, White Rib Cap 3/4", PR
HF3-10BLBK34	10" Blue Body, Black Rib Cap 3/4"
HF3-10CLWH34	10" Clear Body, White Rib Cap 3/4"
HF3-10CLWH34PR	10" Clear Body, White Rib Cap 3/4", PR
HF3-10CLBK34	10" Clear Body, Black Rib Cap 3/4"
HF3-10CLBK34PR	10" Clear Body, Black Rib Cap 3/4", PR
HF2/3 ORING	O-Ring for HF2, 3 Filter Housing

**WARNING:** Do not use with water that is microbiologically unsafe or of unknown quality without adequate disinfection before or after the system.

\* Special lengths and diameters available.

### HYDRONIX WATER TECHNOLOGY

P.O. Box 927, Chino Hills, CA 91709 USA  
 sales@hydronixwater.com • www.HydronixWater.com

### Model # Guide

Filter Housing	Bowl/Body Cart Length	Cap Color	Pressure Relief Button
<b>HF</b>	<b>3</b>	<b>10</b>	<b>WH</b>
	<b>WH</b>	<b>12</b>	<b>PR</b>
	Housing Style	Bowl/Body Color	Connection Type

**LEGEND**

<b>Housing Style:</b>	3 = Slim Rib Cap	<b>Cap Color:</b>	WH - White
<b>Bowl/Body Length:</b>	5 = 5"		BK - Black
	10 = 10"	<b>Connection Type:</b>	14 = 1/4"
<b>Bowl/Body Color:</b>	WH - White		38 = 3/8"
	CL - Clear		12 = 1/2"
	BL - Blue		34 = 3/4"

### Installation Guidelines

**WARNING: READ THESE INSTRUCTIONS BEFORE CHANGING OR INSTALLING. FOLLOW THESE INSTRUCTIONS TO REDUCE RISK OF DANGER.**

Caution: filter housing must be protected against freezing and extreme temperatures. Filter housings should not be in direct contact with sunlight for a prolonged period of time since uv rays can make housings brittle. Pressure should always be measured before installation and water pressure regulators should be installed in the main line or in front of the housing if water pressure exceeds manufacturers' maximum water pressure: 75 psi. Installers should make sure filters and replacement filters are the correct length and are not too long so as to not cause undo strain and stress on the housing. A leak detector must be installed on all installations where high pressure, water hammer and pressure spikes are known or suspected to be present and on all installations where pressure is over 60 psi. Failure to the above may result in cracking of the filter housing, water leakage and water damage.

Caution: all filtration systems contain other parts that have a limited service life. Exhaustion of the service life of those parts often cannot be easily detected. Commonly, it is only after leakage has been observed or water damage has occurred that one is made aware that the service life has been exhausted.

Important notice: to prevent costly repairs or possible water damage we strongly recommend that the bowl or sump of all plastic housings be replaced periodically: every 5 years for clear sumps, and every 4 years for opaque sumps. If your sump has been in use for more than the recommended period, it should be replaced immediately. Be sure to date any new or replacement sump for future reference and indicate the next recommended replacement date.

Warranty: limited three (3) year warranty from the date of sale for material defects only. Warranty is limited to repair or replacement of product only. Any misuse, misinstallation, lack of maintenance, exceeding maximum pressure or failure to follow these instructions will void limited warranty.

DISCLAIMER OF WARRANTIES. Except as expressly warranted in writing by hydronix water technology, the goods sold by hydronix water technology are purchased by the buyer "as is." Hydronix water technology does not warrant that the goods are of merchantable quality or that they can be used for any particular purpose. Except as expressly warranted in writing by hydronix water technology, hydronix water technology makes no representation or warranty of any kind with respect to the products.

LIMITATION OF LIABILITY. In no event shall hydronix water technology be liable to the purchaser or any other entity for more than the invoice price received by hydronix water technology for any non-conforming products. Hydronix water technology shall not be liable to the purchaser or any other entity for personal injury, property damage, or any direct, indirect, special, incidental, consequential, punitive, exemplary, or other damages of any kind, including without limitation the cost of procurement of substitute goods, the loss of profits, products, or production, or the interruption of business, however caused and on any theory of liability, and whether or not hydronix water technology has been advised of the possibility of such damages. The essential purpose of this provision is to limit the liability of hydronix water technology arising out of the sale of products to the purchaser whether for breach of contract, negligence, or otherwise. These limitations shall apply notwithstanding any failure of essential purpose of any limited remedy and notwithstanding the provisions of any other agreement between hydronix water technology and the purchaser.

Distributed by:



- Great for a wide range of applications
- NSF standard listed 42
- Available with pressure relief valves (PR)

#### **HYDRONIX HF5 SERIES COMMERCIAL FILTER HOUSINGS**

Are high durability commercial filter housings for 10" and 20" length cartridges. HF5 Series housings have excellent chemical resistance and are ideal for many residential, commercial and light industrial applications.

#### **HYDRONIX HF5 SERIES COMMERCIAL FILTER HOUSINGS**

Are NSF tested and certified to NSF/ANSI Standard 42\* for material and structural integrity.



# HF5 SERIES

## Commercial Filter Housings

### Materials of Construction

Filter Media:	Polypropylene
Cap:	Polypropylene
Button Assembly:	Stainless steel, EPDM and Polypropylene
O-Ring:	Buna-N
Maximum Temp:	125°F (51.7°C)
Maximum Pressure:	100 PSI (6.89 bar)

#### HF5 SERIES SPECIFICATIONS

Part Number	Description	Initial ΔP (PSI) at Flow Rate (GPM)(LPM)
HF5-10BLBK34	NSF 10" Blue Body, 3/4" Black Rib Cap	1 PSI at 8 GPM
HF5-10BLBK34PR	NSF 10" Blue Body, 3/4" Black Rib Cap w/PR	1 PSI at 8 GPM
HF5-10CLBK34PR	10" Clear Body, 3/4" Black Rib Cap w/PR	1 PSI at 8 GPM
HF5-20BLBK34	20" Blue Body, 3/4" Black Rib Cap	1 PSI at 8 GPM
HF5-20BLBK34PR	20" Blue Body, 3/4" Black Rib Cap w/PR	1 PSI at 8 GPM
HF5-20CLBK34PR	20" Clear Body, 3/4" Black Rib Cap w/PR	1 PSI at 8 GPM
HF5-ORING	O-Ring for HF5 Filter Housing	

### Installation Guidelines

**WARNING: READ THESE INSTRUCTIONS BEFORE CHANGING OR INSTALLING. FOLLOW THESE INSTRUCTIONS TO REDUCE RISK OF DANGER.**

Caution: filter housing must be protected against freezing and extreme temperatures. Filter housings should not be in direct contact with sunlight for a prolonged period of time since uv rays can make housings brittle. Pressure should always be measured before installation and water pressure regulators should be installed in the main line or in front of the housing if water pressure exceeds manufacturers' maximum water pressure: 75 psi. Installers should make sure filters and replacement filters are the correct length and are not too long so as to not cause undo strain and stress on the housing. A leak detector must be installed on all installations where high pressure, water hammer and pressure spikes are known or suspected to be present and on all installations where pressure is over 60 psi. Failure to the above may result in cracking of the filter housing, water leakage and water damage.

Caution: all filtration systems contain other parts that have a limited service life. Exhaustion of the service life of those parts often cannot be easily detected. Commonly, it is only after leakage has been observed or water damage has occurred that one is made aware that the service life has been exhausted.

Important notice: to prevent costly repairs or possible water damage we strongly recommend that the bowl or sump of all plastic housings be replaced periodically: every 5 years for clear sumps, and every 4 years for opaque sumps. If your sump has been in use for more than the recommended period, it should be replaced immediately. Be sure to date any new or replacement sump for future reference and indicate the next recommended replacement date.

Warranty: limited three (3) year warranty from the date of sale for material defects only. Warranty is limited to repair or replacement of product only. Any misuse, misinstallation, lack of maintenance, exceeding maximum pressure or failure to follow these instructions will void limited warranty.

DISCLAIMER OF WARRANTIES. Except as expressly warranted in writing by hydronix water technology, the goods sold by hydronix water technology are purchased by the buyer "as is." Hydronix water technology does not warrant that the goods are of merchantable quality or that they can be used for any particular purpose. Except as expressly warranted in writing by hydronix water technology, hydronix water technology makes no representation or warranty of any kind with respect to the products.

LIMITATION OF LIABILITY. In no event shall hydronix water technology be liable to the purchaser or any other entity for more than the invoice price received by hydronix water technology for any non-conforming products. Hydronix water technology shall not be liable to the purchaser or any other entity for personal injury, property damage, or any direct, indirect, special, incidental, consequential, punitive, exemplary, or other damages of any kind, including without limitation the cost of procurement of substitute goods, the loss of profits, products, or production, or the interruption of business, however caused and on any theory of liability, and whether or not hydronix water technology has been advised of the possibility of such damages. The essential purpose of this provision is to limit the liability of hydronix water technology arising out of the sale of products to the purchaser whether for breach of contract, negligence, or otherwise. These limitations shall apply notwithstanding any failure of essential purpose of any limited remedy and notwithstanding the provisions of any other agreement between hydronix water technology and the purchaser.

**WARNING:** Do not use with water that is microbiologically unsafe or of unknown quality without adequate disinfection before or after the system.

\* 10" BLBK34(PR) only.

### HYDRONIX WATER TECHNOLOGY

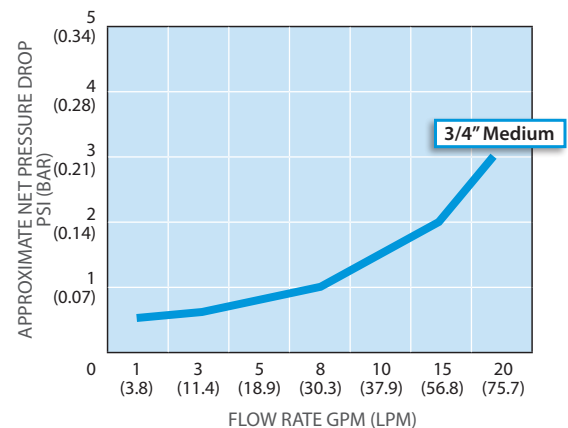
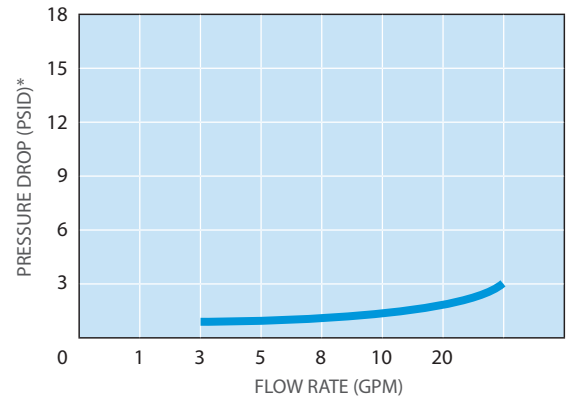
P.O. Box 927, Chino Hills, CA 91709 USA  
 sales@hydronixwater.com • www.HydronixWater.com

Tested and certified by NSF International to ANSI/NSF Standard 42 for material requirements only.



### Applications

- Reverse osmosis
- Residential plumbing
- Photography
- Commercial pre-filtration
- Beverage
- Ice makers
- Mistng units
- Food processing
- Analytical
- Wineries



Distributed by:



- Ideal for high flow applications
- Made with durable Polypropylene
- Available with pressure relief valves

#### **HYDRONIX HF45 SERIES COMMERCIAL FILTER HOUSINGS**

Are high durability commercial filter housings for 10" and 20" length cartridges. HF45 Series housings have excellent chemical resistance and are ideal for many high flow residential, commercial and light industrial applications.

#### **HYDRONIX HF45 SERIES COMMERCIAL FILTER HOUSINGS**

Accept 4 1/2" diameter cartridges and feature larger ports to allow for a greater flow of liquid to pass through the housing. They are ideal for your larger capacity filtration needs and are made from durable Polypropylene.



# HF45 SERIES

## Commercial Filter Housings

### Materials of Construction

Opaque Housing:	Polypropylene
Clear Housing:	Polycarbonate
Cap:	Polypropylene
O-Ring:	Buna-N
Button Assembly:	Stainless Steel, EPDM and Polypropylene

### Temperature Rating *Opaque* Housing

Maximum Temperature:	100° (37.7°C)
Maximum Pressure:	90 PSI (6.21 bar)

### Applications

- Whole house filtration
- Wineries
- Reverse osmosis
- Drip irrigation
- Residential plumbing
- Plating
- Photography
- Milling Machines
- Commercial pre-filtration
- Green Houses
- Beverage
- Analytical
- Ice maker
- Food Processing
- Misting units

#### HF45 SERIES SPECIFICATIONS

Part Number	Description
HF45-10BLBK34	NSF 10" Blue 4.5" Body, 3/4" Black Cap
HF45-10BLBK34PR	NSF 10" Blue 4.5" Body, 3/4" Black Cap w/PR
HF45-20BLBK34	20" Blue 4.5" Body, 3/4" Black Cap
HF45-20BLBK34PR	20" Blue 4.5" Body, 3/4" Black Cap w/PR
HF45-10BLBK10	NSF 10" Blue 4.5" Body, 1" Black Cap
HF45-10BLBK10PR	NSF 10" Blue 4.5" Body, 1" Black Cap w/PR
HF45-20BLBK10	20" Blue 4.5" Body, 1" Black Cap
HF45-20BLBK10PR	20" Blue 4.5" Body, 1" Black Cap w/PR
HF45-20CLBK10	20" Clear 4.5" Body, 1" Black Cap
HF45-20CLBK10PR	20" Clear 4.5" Body, 1" Black Cap w/PR
HF45-10BLBK15	10" Blue 4.5" Body, 1.5" Black Cap
HF45-10BLBK15PR	10" Blue 4.5" Body, 1.5" Black Cap w/PR
HF45-20BLBK15	20" Blue 4.5" Body, 1.5" Black Cap
HF45-20BLBK15PR	20" Blue 4.5" Body, 1.5" Black Cap w/PR
HF45-20CLBK15	20" Clear 4.5" Body, 1.5" Black Cap
HF45-20CLBK15PR	20" Clear 4.5" Body, 1.5" Black Cap w/PR
HF45-ORING	Hydronix O-ring For HF45 Housing

**WARNING:** Do not use with water that is microbiologically unsafe or of unknown quality without adequate disinfection before or after the system.

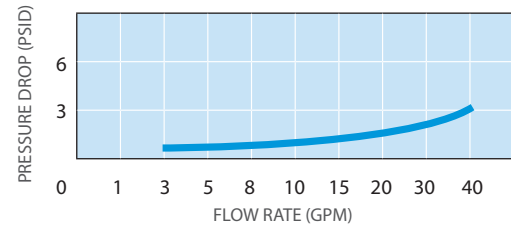
#### HYDRONIX WATER TECHNOLOGY

P.O. Box 927, Chino Hills, CA 91709 USA  
 sales@hydronixwater.com • www.HydronixWater.com

Tested and certified by NSF International to ANSI/NSF Standard 42 for material requirements only.



HF45 Series Filter Housings



### Installation Guidelines

**WARNING: READ THESE INSTRUCTIONS BEFORE CHANGING OR INSTALLING. FOLLOW THESE INSTRUCTIONS TO REDUCE RISK OF DANGER.**

**Caution:** filter housing must be protected against freezing and extreme temperatures. Filter housings should not be in direct contact with sunlight for a prolonged period of time since uv rays can make housings brittle. Pressure should always be measured before installation and water pressure regulators should be installed in the main line or in front of the housing if water pressure exceeds manufacturers' maximum water pressure: 75 psi. Installers should make sure filters and replacement filters are the correct length and are not too long so as to not cause undue strain and stress on the housing. A leak detector must be installed on all installations where high pressure, water hammer and pressure spikes are known or suspected to be present and on all installations where pressure is over 60 psi. Failure to the above may result in cracking of the filter housing, water leakage and water damage.

**Caution:** all filtration systems contain other parts that have a limited service life. Exhaustion of the service life of those parts often cannot be easily detected. Commonly, it is only after leakage has been observed or water damage has occurred that one is made aware that the service life has been exhausted.

**Important notice:** to prevent costly repairs or possible water damage we strongly recommend that the bowl or sump of all plastic housings be replaced periodically: every 5 years for clear sumps, and every 4 years for opaque sumps. If your sump has been in use for more than the recommended period, it should be replaced immediately. Be sure to date any new or replacement sump for future reference and indicate the next recommended replacement date.

**Warranty:** limited three (3) year warranty from the date of sale for material defects only. Warranty is limited to repair or replacement of product only. Any misuse, misinstallation, lack of maintenance, exceeding maximum pressure or failure to follow these instructions will void limited warranty.

**DISCLAIMER OF WARRANTIES.** Except as expressly warranted in writing by hydronix water technology, the goods sold by hydronix water technology are purchased by the buyer "as is." Hydronix water technology does not warrant that the goods are of merchantable quality or that they can be used for any particular purpose. Except as expressly warranted in writing by hydronix water technology, hydronix water technology makes no representation or warranty of any kind with respect to the products.

**LIMITATION OF LIABILITY.** In no event shall hydronix water technology be liable to the purchaser or any other entity for more than the invoice price received by hydronix water technology for any non-conforming products. Hydronix water technology shall not be liable to the purchaser or any other entity for personal injury, property damage, or any direct, indirect, special, incidental, consequential, punitive, exemplary, or other damages of any kind, including without limitation the cost of procurement of substitute goods, the loss of profits, products, or production, or the interruption of business, however caused and on any theory of liability, and whether or not hydronix water technology has been advised of the possibility of such damages. The essential purpose of this provision is to limit the liability of hydronix water technology arising out of the sale of products to the purchaser whether for breach of contract, negligence, or otherwise. These limitations shall apply notwithstanding any failure of essential purpose of any limited remedy and notwithstanding the provisions of any other agreement between hydronix water technology and the purchaser.

Distributed by: